

Final Control Elements

VALVE POSITIONER

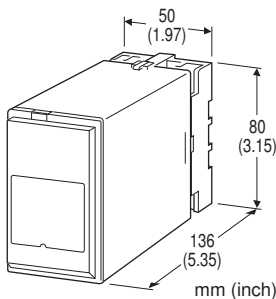
(current feedback; external SSR drive)

Functions & Features

- Controlling an electric actuator powered with 100/200 V AC
- Feedback current 4 - 20 mA DC
- Constant current output for driving external SSRs
- Timer for motor's overheat protection
- Re-transmitted output

Typical Applications

- Three phase AC motor
- Loop powered isolator can be used for isolating between setpoint input signal and transmitter output signal



MODEL: MEX-E-[1][2]

ORDERING INFORMATION

- Code number: MEX-E-[1][2]
Specify a code from below for each [1] and [2].
(e.g. MEX-E-B/Q)
- Specify the specification for option code /Q
(e.g. /C01/S01)

[1] POWER INPUT

AC Power

- B: 100 V AC
- C: 110 V AC
- D: 115 V AC
- F: 120 V AC
- G: 200 V AC
- H: 220 V AC
- J: 240 V AC

[2] OPTIONS

blank: none

/Q: With options (specify the specification)

SPECIFICATIONS OF OPTION: Q (multiple selections)

COATING (For the detail, refer to M-System's web site.)

- /C01: Silicone coating
- /C02: Polyurethane coating
- /C03: Rubber coating

TERMINAL SCREW MATERIAL

- /S01: Stainless steel

GENERAL SPECIFICATIONS

Construction: Plug-in

Connection: M3.5 screw terminals

Screw terminal: Chromated steel (standard) or stainless steel

Housing material: Flame-resistant resin (black)

Deadband adjustment: 2 - 20 % (front)

Timer adjustment: 1 - 30 sec. (front)

Isolation: Input or xmtr output or output to power

Zero adjustment: -10 to +10 % (front)

Span adjustment: 90 to 110 % (front)

INPUT SPECIFICATIONS

- **Setpoint Signal:** 4 - 20 mA DC; input resistor incorporated

Input resistance: 100 Ω

- **Feedback Current:** 4 - 20 mA DC; input resistor incorporated

Input resistance: 20 Ω

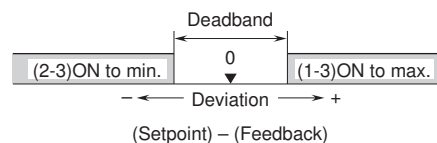
OUTPUT SPECIFICATIONS

- **Re-Transmitted Output:** 4 - 20 mA DC

Load resistance: 750 Ω max.

- **Control Output:** 10 V DC @ 10 mA for ON;
0 mA for OFF

• **Output Operation** (terminal No. in parentheses)



INSTALLATION

Power input

- **AC:** Operational voltage range: rating ± 10 %, 50/60 ± 2 Hz, approx. 3 VA

Operating temperature: -5 to +60°C (23 to 140°F)

Operating humidity: 30 to 90 %RH (non-condensing)

Mounting: Surface or DIN rail

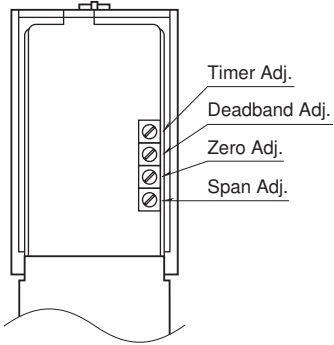
Weight: 300 g (0.66 lb)



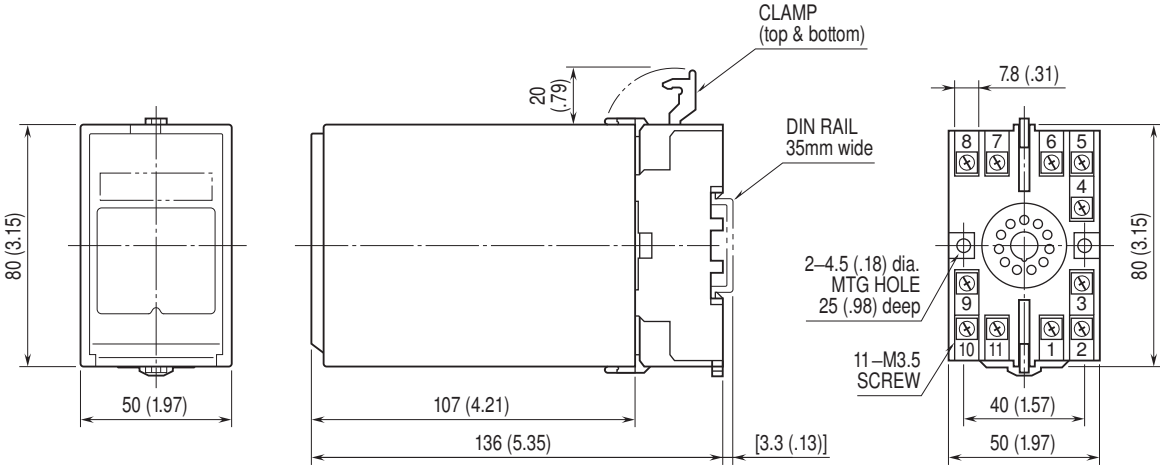
PERFORMANCE in percentage of span

Position conversion accuracy: $\pm 0.5\%$
 Insulation resistance: $\geq 100\text{ M}\Omega$ with 500 V DC
 Dielectric strength: 1000 V AC @ 1 minute (input or xmtr output or output to power)
 2000 V AC @ 1 minute (input or xmtr output or output or power to ground)

EXTERNAL VIEW



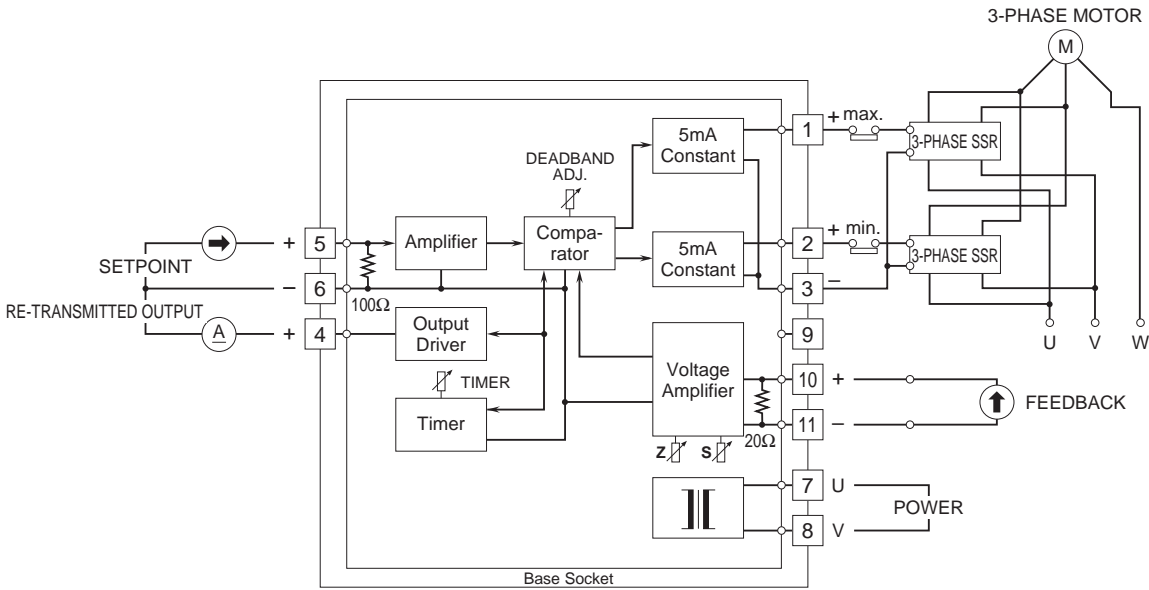
EXTERNAL DIMENSIONS & TERMINAL ASSIGNMENTS unit: mm (inch)



• When mounting, no extra space is needed between units.



SCHEMATIC CIRCUITRY & CONNECTION DIAGRAM



Specifications are subject to change without notice.

