

Tower Light Series

MOUNTING POLE

Functions & Features

- Used for mounting Tower Light Series
- L-shaped mount and circular base mount are selectable

MODEL: ITPL2-[1]030

ORDERING INFORMATION

- Code number: ITPL2-[1]030

Specify a code from below for [1].

(e.g. ITPL2-C030)

[1] TYPE

C: circular base mount

L: L-shaped mount

LENGTH

030: 30 cm (9.8 ft.)

Pole length is changeable (special option).

Consult M-System.

GENERAL SPECIFICATIONS

Degree of protection:

- Circular base mount: IP65
- L-shaped mount: IP13

(When used in combination with Tower Light Series)

Material

Pole: Steel

Circular base: Aluminium

L-shaped bracket: Steel

AVAILABLE MODELS

Tower Light Series IT40SA2, IT50SA2, IT60SA2

INSTALLATION

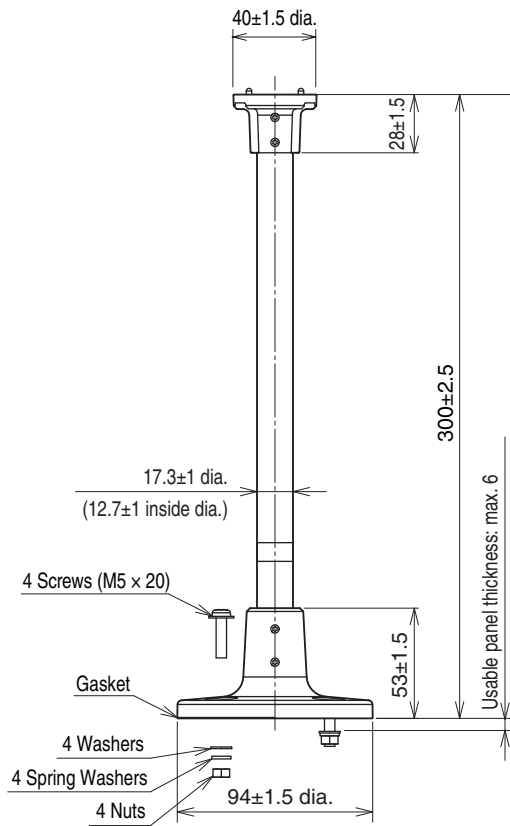
Weight: Approx. 0.5 kg (1.10 lb) for circular base mount

Approx. 0.4 kg (0.88 lb) for L-shaped mount

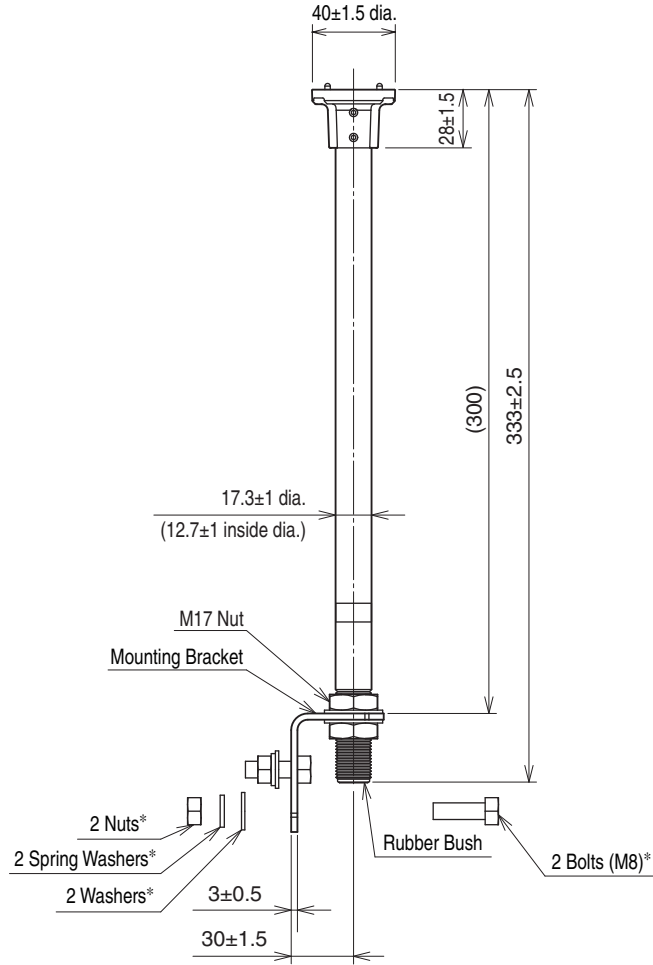


DIMENSIONS unit: mm

■ CIRCULAR BASE MOUNT TYPE



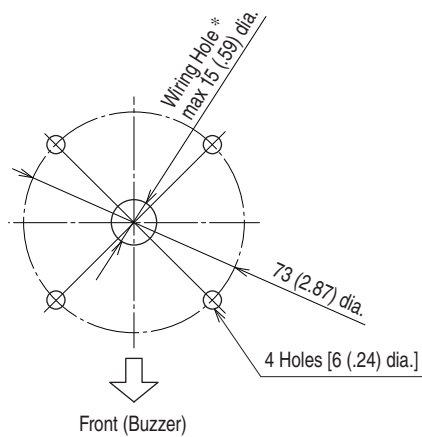
■ L-SHAPED MOUNT TYPE



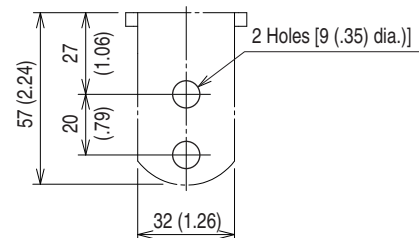
* Not included with product package.

MOUNTING REQUIREMENTS unit: mm (inch)

■ CIRCULAR BASE MOUNT TYPE



■ L-SHAPED MOUNT TYPE



* Protect wires to prevent scratching them on edges.
Determine the hole diameter according to the size of the wires.





Specifications are subject to change without notice.



幸託有限公司
XIN TOP CORPORATION

TEL : (02)2598-1199
FAX : (02)2596-2331

E-mail : info@xintop.com
Website : www.xintop.com