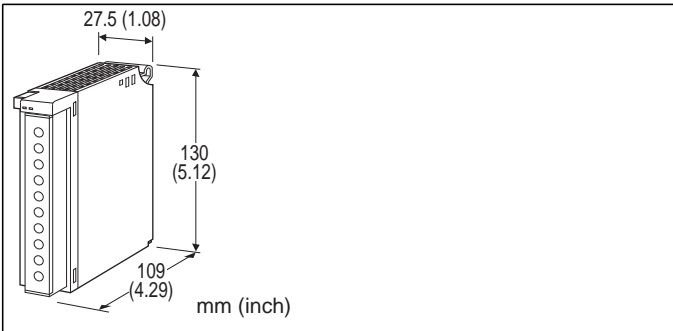


Remote I/O R3 Series

ZERO-PHASE CURRENT INPUT MODULE

(with noise filter)



MODEL: R3-CZ4[1][2]

ORDERING INFORMATION

- Code number: R3-CZ4[1][2]
- Specify a code from below for each [1] and [2]. (e.g. R3-CZ4W/Q)
- Specify the specification for option code /Q (e.g. /C01)

NO. OF CHANNELS

4: 4

[1] COMMUNICATION MODE

S: Single
W: Dual

[2] OPTIONS

Other Options

blank: none

/Q: Option other than the above (specify the specification)

SPECIFICATIONS OF OPTION: Q

COATING (For the detail, refer to M-System's web site.)

/C01: Silicone coating

/C02: Polyurethane coating

/C03: Rubber coating

GENERAL SPECIFICATIONS

Connection

Internal bus: Via the Installation Base (model: R3-BSx)

Input: M3.5 screw terminals (torque 0.8 N·m)

Internal power: Via the Installation Base (model: R3-BSx)

Screw terminal: Nickel-plated steel

Isolation: Input 1 to input 2 to input 3 to input 4 to internal

bus or internal power

Input range: Selectable with the side DIP SW

Conversion rate: Selectable with the side DIP SW

RUN indicator: Bi-color (red/green) LED;

Red when the bus A operates normally;

Green when the bus B operates normally;

Amber when both buses operate normally.

ERR indicator: Bi-color (red/green) LED;

Red with the input abnormality;

Green in normal operating conditions.

Low-end cutout: Converted as 0 % for the input below 2 %

INPUT SPECIFICATIONS

Input: 0 - 1.5 mA AC, 0 - 0.1 mA AC

Input resistance: Input resistor 10 Ω incorporated

Frequency: 45 - 65 Hz

Overload capacity: 200 % for 1 minute,

120 % continuous

Operational range: 5 - 115 % of rating

INSTALLATION

Operating temperature: -10 to +55°C (14 to 131°F)

Operating humidity: 30 to 90 %RH (non-condensing)

Atmosphere: No corrosive gas or heavy dust

Mounting: Installation Base (model: R3-BSx)

Weight: 200 g (0.44 lb)

PERFORMANCE

Conversion accuracy: Refer to the table at the end of this section.

Conversion rate: 80 / 40 / 20 / 10 msec. selectable

Data range: 0 - 10000 of the input range

Data allocation: 4

Current consumption: 60 mA

Temp. coefficient: ±0.015 %/°C (±0.008 %/°F)

Input response time: ≤ 0.5 sec. (0 - 90 %)

Insulation resistance: ≥ 100 MΩ with 500 V DC

Dielectric strength: 1500 V AC @ 1 minute (input 1 to input 2 to input 3 to input 4 to internal bus or internal power)

2000 V AC @ 1 minute (power input to FG; isolated on the power supply module)

Conversion accuracy

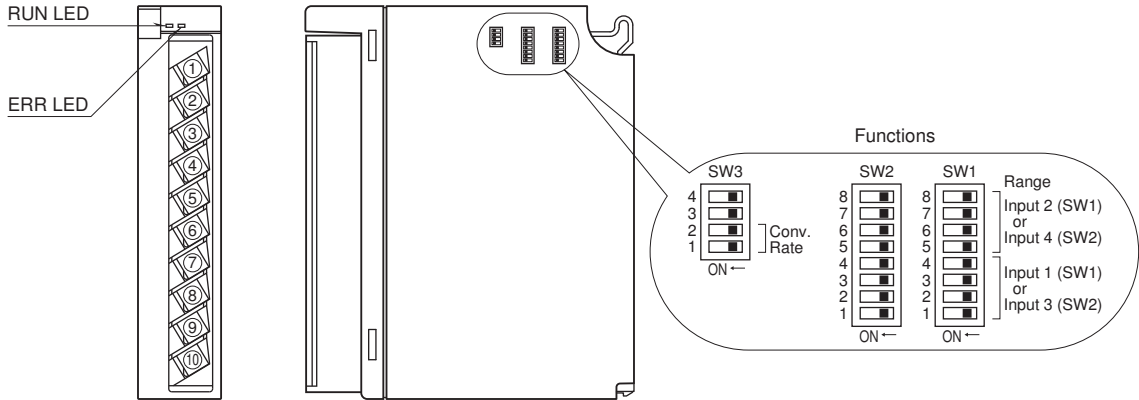
RANGE	RATE	80 msec.	40 msec.	20 msec.	10 msec.
0 - 1.5mA		±0.5%	±0.5%	±1.0%	±2.0%
0 - 0.1mA		±0.5%	±0.5%	±1.0%	±2.0%



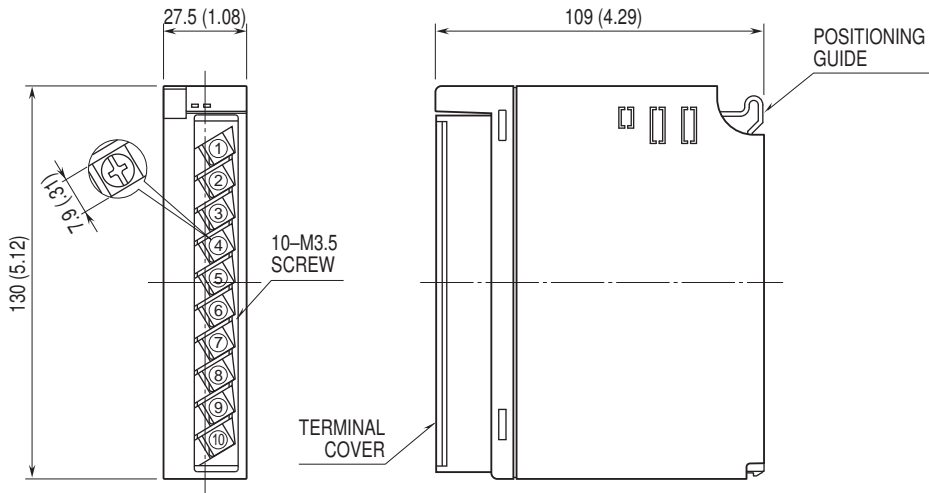
EXTERNAL VIEW

FRONT VIEW

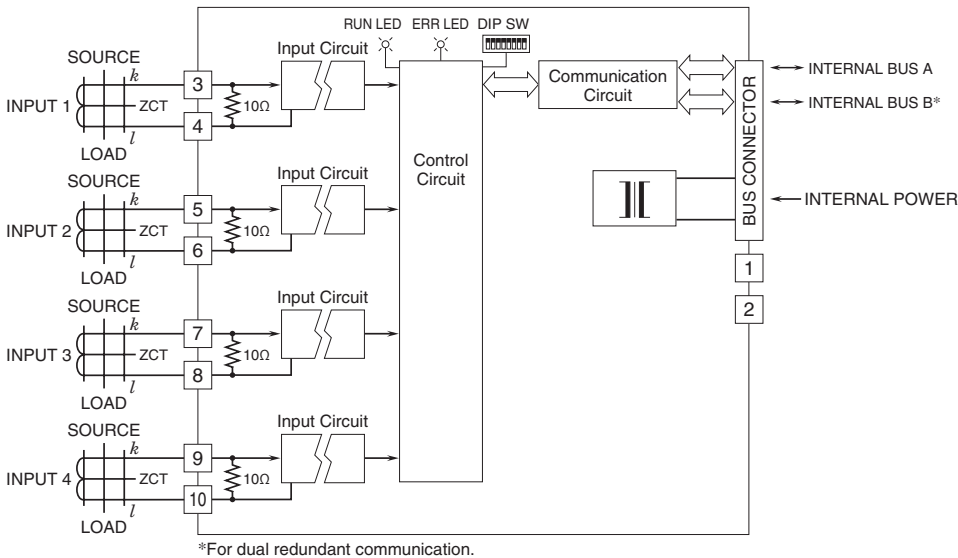
SIDE VIEW



EXTERNAL DIMENSIONS & TERMINAL ASSIGNMENTS unit: mm (inch)



SCHEMATIC CIRCUITRY & CONNECTION DIAGRAM





Specifications are subject to change without notice.

