

Lightning Surge Protectors for Electronics Equipment M-RESTER

Arrester module

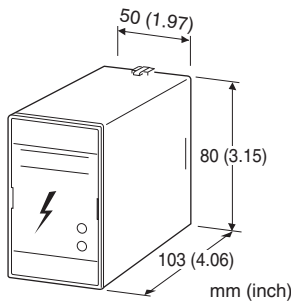
(For MMH use)

Functions & Features

- MMH Dedicated Lightning Surge Protection Module
- With disconnection function at detection of leakage current due to surge absorber element error
- With error alarm contact output and error display monitor LED
- Plug-in type with easy replacement

Typical Applications

- Maintenance product for MMH



MODEL: MEH-[1]

ORDERING INFORMATION

- **Code number:** MEH-[1]

Specify a code from below for [1].

(e.g. MEH-1)

[1] OPERATIONAL VOLTAGE

1: 100 V/110 V AC

2: 200 V/220 V AC

RELATED PRODUCTS

- Lightning Surge Protector for Power Supply Use (model: MMH)

PACKAGE INCLUDES...

- MMH Mounting Clamp x 2
- Mounting Screw Set x 2

GENERAL SPECIFICATIONS

Construction: Plug-in

Housing material: Flame-resistant resin (black)

Monitor LED

- **RUN:** Green LED turns on in normal conditions
- **ALARM:** Red LED turns on in error

Alarm Contact: OFF at error

- **Rating:** 110 V AC @ 0.5 A ($\cos \phi = 1$)

30 V DC @ 1 A (resistive load)

- **Maximum switching voltage:** 125 V AC or 110 V DC

- **Maximum switching power:** 62.5 VA or 30 W

- **Minimum load:** 10 mV DC @ 10 μ A

Alarm detecting current: Approx. 100 mA

INSTALLATION

Operating temperature: -5 to +55°C (23 to 131°F)

Operating humidity: 30 to 90 %RH (non-condensing)

Weight: 350 g (0.77 lb)

PERFORMANCE

AC discharge voltage (peak voltage)

Line to line:

190 V min. (MMH-1x)

410 V min. (MMH-2x)

Line to ground: 410 V min.

Maximum surge voltage (peak voltage)

Line to line:

350 V max. (MMH-1x)

700 V max. (MMH-2x)

Line to ground: 800 V max.

(Usable for those instruments which can withstand 1000 V AC between the circuit and housing)

Note: The maximum voltage that could pass through M-RESTER. Protected equipment must be able to withstand this voltage for very short time period.

Response time: $\leq 0.01 \mu$ sec.

Leakage current

Line to line:

≤ 50 mA at 110 V AC (MMH-1x)

≤ 30 mA at 220 V AC (MMH-2x) including driving current for the MEH and relay

Line to ground: ≤ 1 mA at 220 V AC

Discharge current capacity: 10000 A (8/ 20 μ sec.)

Maximum load current:

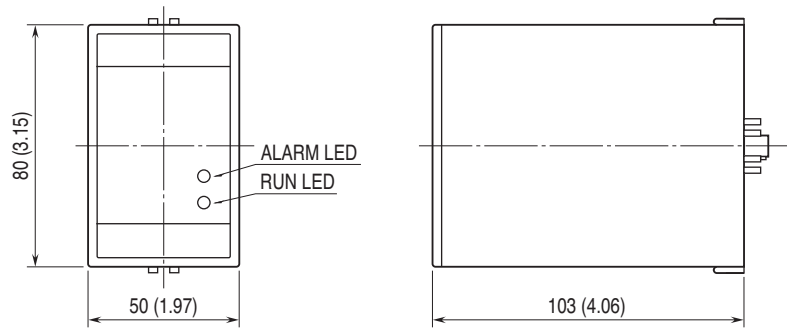
10 A (MMH-x10)

30 A (MMH-x30)

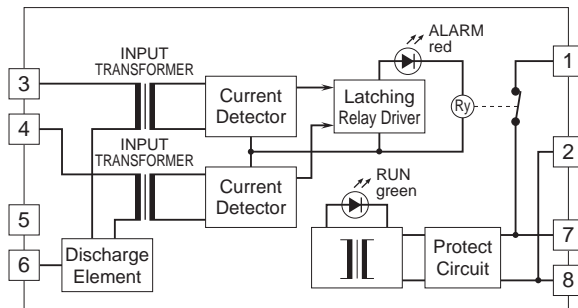
Voltage drop: ≤ 1 V (50/60 Hz)



DIMENSIONS unit: mm (inch)



SCHEMATIC CIRCUITRY & CONNECTION DIAGRAM



Specifications are subject to change without notice.