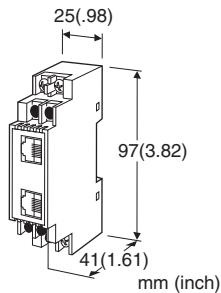


Lightning Surge Protectors for Electronics Equipment M-RESTER

LIGHTNING SURGE PROTECTOR FOR ETHERNET (100 BASE-TX / 10 BASE-T)

Functions & Features

- Designed specifically for Ethernet network
- Conforms both to 100BASE-TX / 10BASE-T
- LAN cable's shield wire can be floating or grounding by a shortcircuit bar.
- DIN rail mounting



MODEL: MDM5E-A

ORDERING INFORMATION

- Code number: MDM5E-A

PACKAGE INCLUDES...

- LAN cable connected to the protected device (STP, CAT5e, 0.5 meters)

GENERAL SPECIFICATIONS

Construction: Terminal block

Connection

Network: RJ-45 modular jack

Grounding: M3.5 screw terminals (torque 0.8 N·m)

Network cable: Conforms to 100BASE-TX / 10BASE-T

Screw terminal: Nickel-plated steel

Housing material: Flame-resistant resin (black)

INSTALLATION

Operating temperature: -5 to +55°C (23 to 131°F)

Operating humidity: 30 to 90 %RH (non-condensing)

Mounting: DIN rail

Weight: 80 g (2.8 oz)

PERFORMANCE

Max. continuous operating voltage (Uc):

Line to line: ± 6 V

Line or shield to earth: ± 150 V

Voltage protection level (Up):

Line to line: ± 38 V

Line or shield to earth: ± 600 V

Response time:

Line to line: ≤ 4 nsec.

Line or shield to earth: ≤ 20 nsec.

Leakage current (@ max. continuous operating voltage)

Line to line: ≤ 0.1 mA

Line or shield to earth: ≤ 5 μ A

Discharge current capacity

Line to line or line to earth: 500 A (8/20 μ sec.)

Shield to earth: 5000 A (8/20 μ sec.)

Series resistance: approx. 0 Ω

Impulse durability: Category C1

Transmission characteristics:

Attenuation: 1.5 dB (1 to 100 MHz)

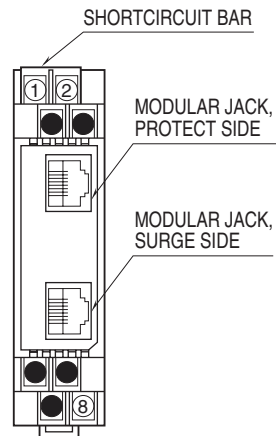
STANDARDS & APPROVALS

Surge protection:

IEC 61643-21: 2000

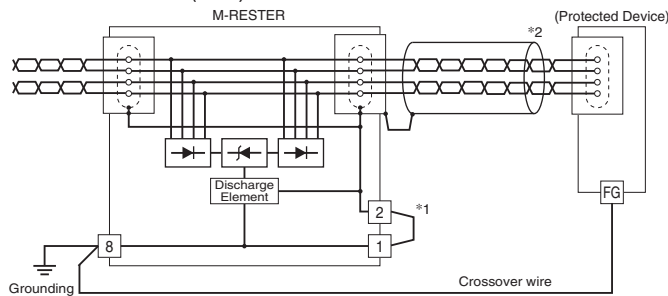


EXTERNAL VIEW



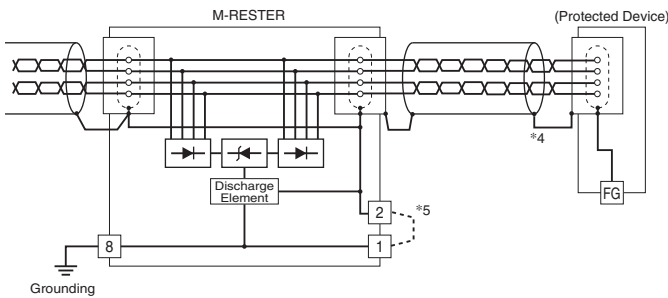
CONNECTION EXAMPLES

■ PROTECTING NON-SPT (UTP)*3 DEVICE



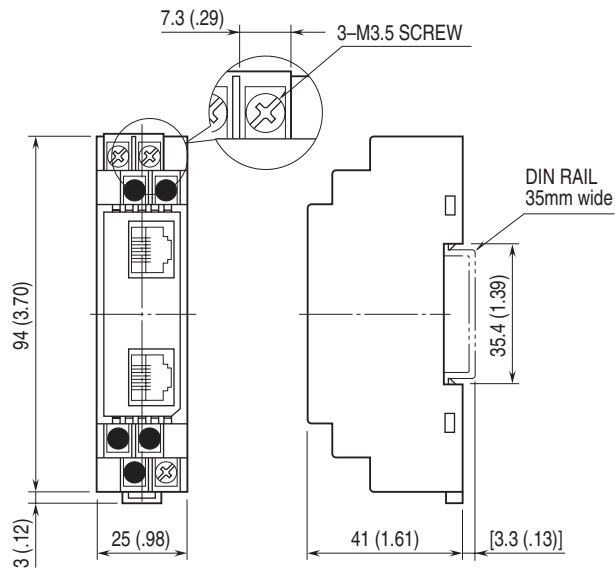
- *1. Maintain the shortcircuit bar. The protected device is 'grounded.'
- *2. Cable included in the product package.
- *3. Unshielded twisted-pair cable

■ PROTECTING STP*6 DEVICES



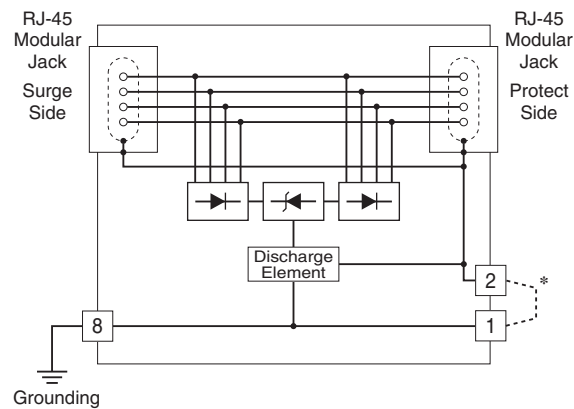
- *4. LAN's shield wire (included in the product package) serves as the cross-over wiring.
- *5. The protected device is 'grounded' when the shortcircuit bar is connected. Remove the bar in order to switch to 'floating' state.
- *6. Shielded twisted-pair cable

DIMENSIONS unit: mm (inch)



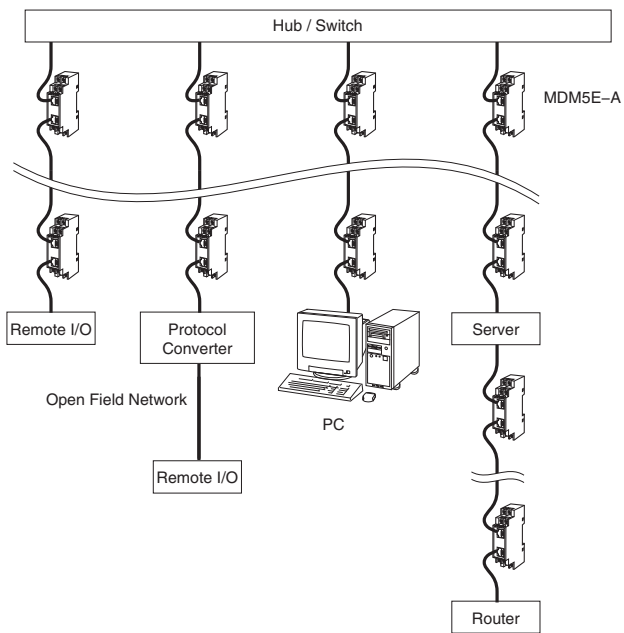
•When mounting, no extra space is needed between units.

SCHEMATIC CIRCUITRY



*Remove the shortcircuit bar when the LAN cable's shield wire is floating.

SYSTEM CONFIGURATION EXAMPLES



Specifications are subject to change without notice.

